

Creating an Online Account

To register for activities and reserve facilities, you will need to create an ACTIVE Net account.

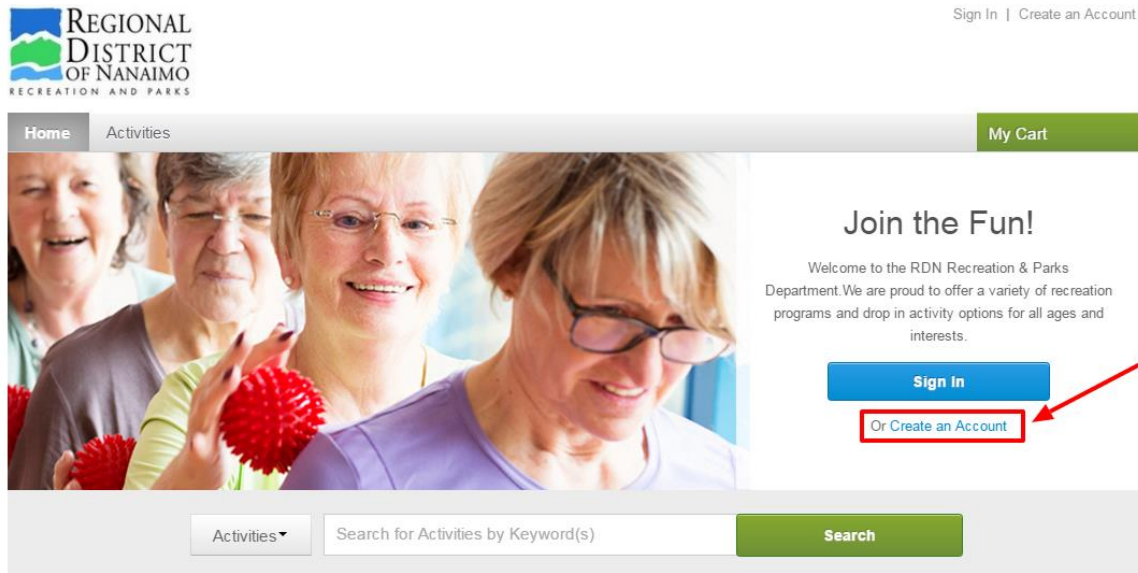
Step One:

Start by accessing our new registration site by clicking the button below.

[RDN Recreation Online Registration](#)

Step Two:

Click *Create an Account*.



REGIONAL DISTRICT OF NANAIMO RECREATION AND PARKS

Sign In | Create an Account

Home Activities My Cart

Join the Fun!

Welcome to the RDN Recreation & Parks Department. We are proud to offer a variety of recreation programs and drop in activity options for all ages and interests.

[Sign In](#)

[Or Create an Account](#)

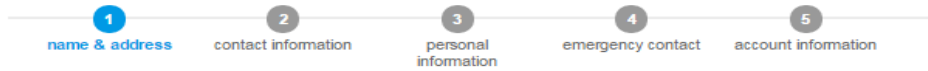
Activities Search for Activities by Keyword(s) Search

Step Three:

Fill in your name and address. Required fields are denoted by a red asterisk (*). Click *Next*.

Create Account

[Home Page](#) > [Create Account](#)



Name & Address

Please note that in order to create an account for a child you must create an account for an adult first. Additional family members can be added to your account during registration.
* Denotes a required field.

* First Name

* Last Name

* Street Address

* City, State, Zip Code
 (State)

Add Mailing Address(if different from above)

[Cancel & Return Home](#)

[Next](#) 

Click *Next* to continue.



Step Four:

Fill in your Contact Information. Required fields are denoted by a red asterisk (*).

***Note: To receive text message alerts, including cancellation notifications, please indicate your cell phone carrier.**

Create Account

[Home Page](#) > Create Account

1 name & address 2 contact information 3 personal information 4 emergency contact 5 account information

Contact Information

Please enter your contact information.
* Denotes a required field.

* Home Phone Extension

* Work Phone Extension

Cell Phone

Cell Carrier

Yes, I agree to receive text messages
 Yes, I am the main contact for my family

* Email address

Yes! Please email me the latest news and information.
 Yes! Please mail me the latest news and information.

Offers from Active Network

Sign me up for News and Offers!

Active Offers Special offers and discounts from select Active partners
 Local Events Semi-monthly listings of upcoming sports and activities near you
 Active Family Stay informed on activities and tips to keep your whole family active and healthy
 ACTIVEkids Kid-Focused Activities, Recipes, And More!

[Cancel & Return Home](#)

Include your carrier to receive text message updates about cancellations or facility closure

Next >

Click *Next* to continue.



Step Five:

Enter your personal information. Required fields are denoted by a red asterisk (*).

Create Account

> Home Page > Create Account



Personal Information

Please enter your personal information.
* Denotes a required field.

* Gender

Users must be 13 years of age or older.

* Date of Birth

* Customer Type

Subscription Lists

[Cancel & Return Home](#)

Click *Next* to continue.

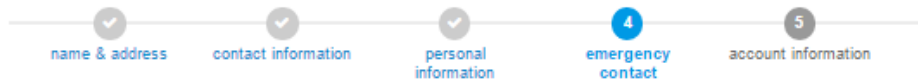


Step Six:

Provide your Emergency contact information. Required fields are denoted by a red asterisk (*).

Create Account

> Home Page > Create Account



Emergency Contact

Please enter your emergency contact(s).
* Denotes a required field.

First Name

Last Name

Relationship

Home Phone

Extension

Other Phone

Extension

[+ Add another Emergency Contact](#)

[← Back](#)

[Cancel & Return Home](#)

[Next →](#)

Click *Next* to continue.



Step Seven:

Provide your Account Information. All required fills are denoted by a red asterisk (*). Create a secure password you will be able to remember, but others will not be able to guess.

Create Account

> Home Page > Create Account

name & address contact information personal information emergency contact **5** account information

Account Information

Please enter your account information.
* Denotes a required field.

* Email address

* Password

* Confirm Password

By creating an account, you are agreeing to terms of use and privacy [r/n/+-](#)

Active Network, LLC:
[Terms of Use](#) | [Copyright Policy](#) | [Your Privacy Rights](#)

[Cancel & Return Home](#)

Once you complete all required fields, click *Create Account*. If you would like to add additional family members to your account, click *Create Account and Add Family Members*.



Congratulations, you have created your online account. You are now ready to register for events, reserve facilities and sign up for activities. Click the button below to RDN Recreation online registration site.

[RDN Recreation Online Registration](#)

